



TECHNICAL DATA

DECK HEIGHT	92MM
PLYWOOD	18MM
LOADING CAPACITY	750KG/M ²
FRAME MATERIAL	EN AW 6061 T6

TABLE STAGE

Table stage is our basic stage system which design for creating indoor scene and of course outdoor. Durability and lightweight is ideal for schools, government organizations, hotels, catwalk audiences, podiums and others. The deck to deck connect via catch lock, leg stable accessories is on available.

Deck size available in 1x1m, 1.22x1.22m, 1x2m, 1.22x2.44m. Surface finish available in anti-skip, carpet and transparent.

Customzied deck size is available on request.

四脚舞台是一种由面板和铝合金调节腿组成的舞台系统，其主要材料为防火胶合板，厚度18mm，铝框材料为EN认证的6061 T6铝合金型材，属于载重舞台，载重能力为750kg/m²，适用于学校，政府活动，酒店，展会，剧院，走秀等场合，舞台面板可选择的常规尺寸有1x1m，1.22x1.22m，1x2m，1.22x2.44m，面板种类有防滑面、地毯面、透明面板、原木面供选择。



LOADING TYPE

UDL	750KG/M ²
POINTLOAD F1	350KG
POINTLOAD F2	210KG
POINTLOAD F3	500KG

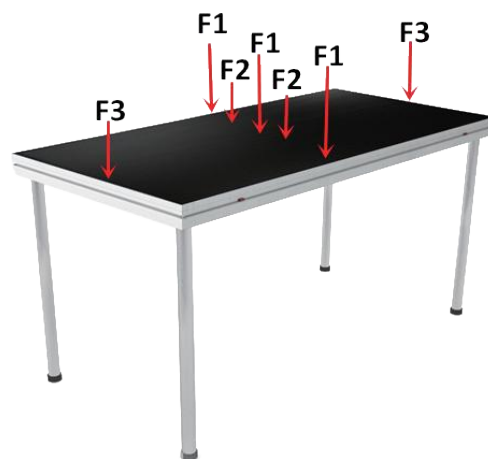
PLATFORM SIZE

1 X 1 M
 1.22 X 1.22 M
 1 X 2 M
 1.22 X 2.44 M

*CUSTOMIZED SIZE AND SHAPE IS AVAILABLE ON REQUEST

AVAILABLE LEGS

0.3 - 0.5M
 0.4 - 0.6M
 0.6 - 1.0M
 1.0 - 1.5M
 1.5 - 2.0M





TECHNICAL DATA

DECK HEIGHT	188MM
PLYWOOD	18MM
LOADING CAPACITY	600KG/M ²
FRAME MATERIAL	EN AW 6061 T6


M STAGE

M stage is our basic stage system which design for creating indoor scene and of course outdoor. Durability and lightweight is ideal for schools, government organizations, hotels, catwalk audiences, podiums, resorts, military organization and others. The deck to deck connect via bolt, leg stable accessories, rolling wheels and stage skirt is on available.

Deck size available in 1x1m, 1.2x1.2m, 1x2m, 1.2x2.4m. Surface finish available in anti-skip and transparent.

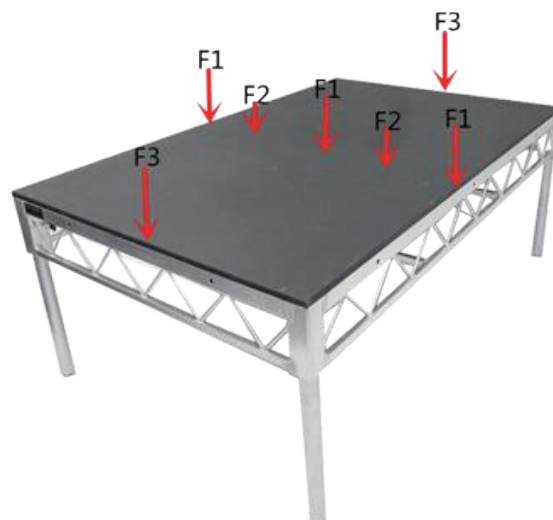
Customzied deck size is available on request.

M舞台是一种由面板和铝合金调节腿组成的舞台系统，其主要材料为防火胶合板，厚度18mm，铝框材料为EN认证的6061 T6铝合金型材，属于载重舞台，载重能力为600kg/m²，适用于学校，政府活动，酒店，展会，剧院，走秀等场合，舞台面板可选择的常规尺寸有1x1m, 1.2x1.2m, 1x2m, 1.2x2.4m，面板种类有防滑面和透明面板供选择。



LOADING TYPE

UDL	600KG/M ²
POINTLOAD F1	490KG
POINTLOAD F2	220KG
POINTLOAD F3	500KG



PLATFORM SIZE

1 X 1 M
 1.2 X 1.2 M
 1 X 2 M
 1.2 X 2.4 M

*CUSTOMIZED SIZE AND SHAPE IS AVAILABLE ON REQUEST

AVAILABLE LEGS

0.3 - 0.5M
 0.4 - 0.6M
 0.6 - 1.0M
 1.0 - 1.5M
 1.5 - 2.0M



TECHNICAL DATA

DECK HEIGHT	92MM
PLYWOOD	18MM
LOADING CAPACITY	750KG/M ²
FRAME MATERIAL	EN AW 6061 T6

LAYER STAGE

Layher stage is a deck support frame system which consist of horizontal beams, diagonals and vertical poles. Spindle feet placed in the bottom of the frames, make it possible to level the stage at an exact position. Its application range from concerts, theatres, schools, public halls, exhibitions, fashion shows or basically every other event where a stage is needed.

The frame racks are available in several heights and lengths. Deck profile attach to the support beam by bottom rail, ensure it will not topple over. Deck to deck connect by an easy-to-use catch lock system.

Deck size available in 1x2m, 1.22x2.44m. Surface finish available in anti-skip, carpet and transparent.

Customized deck size is available on request.

雷亚舞台是一种由面板和雷亚架组成的舞台系统，其主要材料为防火胶合板，厚度18mm，铝框材料为EN认证的6061 T6铝合金型材，属于载重舞台，载重能力为750kg/m²，适用于大型音乐节，运动会，剧院等场合，舞台面板可选择的常规尺寸有1x2m, 1.22x2.44m，面板种类有防滑面、地毯面、透明面板、原木面供选择。



LOADING TYPE

UDL	750KG/M ²
POINTLOAD F1	350KG
POINTLOAD F2	210KG
POINTLOAD F3	500KG

PLATFORM SIZE

1 X 2 M
1.22 X 2.44 M

*CUSTOMIZED SIZE AND SHAPE IS AVAILABLE ON REQUEST

AVAILABLE LEGS

0.3 - 0.5M
0.4 - 0.6M
0.6 - 1.0M
1.0 - 1.5M
1.5 - 2.0M





TECHNICAL DATA

DECK HEIGHT	60MM
PLYWOOD	18MM
LOADING CAPACITY	500KG/M ²
FRAME MATERIAL	EN AW 6061 T6

ASSEMBLY STAGE

Assemble stage is a support frame suitable for indoor or outdoor use. The frame racks are available in several heights and lengths. The frames connect to the legs with a standard 4-way connection by means of a locking pin. After positioning, the frames are stable and freestanding. 10cm adjustable feet, placed in the bottom of the frames, make it possible to level the stage at an exact position.

Deck size available in 1x1m, 1.22x1.22m, 1x2m, 1.22x2.44m. Surface finish available in anti-slip, carpet and transparent.

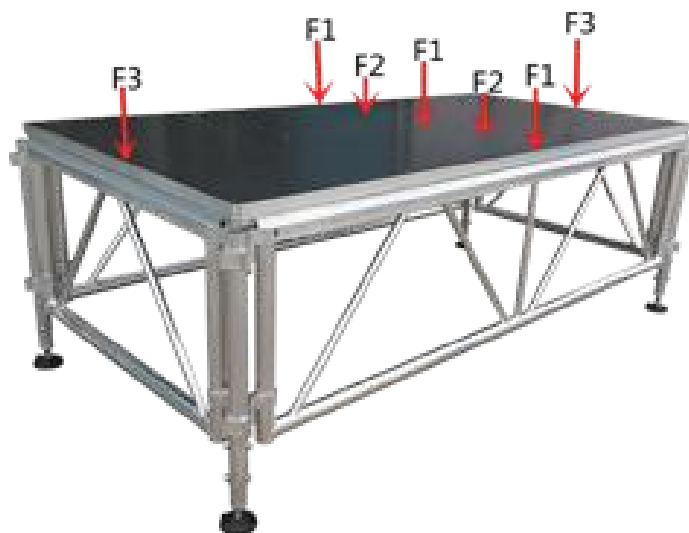
Customized deck size is available on request.

拼装舞台是一种由面板和铝合金框架组成的舞台系统，其主要材料为防火胶合板，厚度18mm，铝框材料为EN认证的6061 T6铝合金型材，属于载重舞台，载重能力为500kg/m²，适用于音乐会，酒店，学校及政府活动等场合，舞台面板可选择的常规尺寸有1x1m, 1.22x1.22m, 1x2m, 1.22x2.44m，面板种类有防滑面、地毯面、透明面板、原木面供选择。



LOADING TYPE

UDL	500KG/M ²
POINTLOAD F1	290KG
POINTLOAD F2	180KG
POINTLOAD F3	270KG



PLATFORM SIZE

1 X 1 M
 1.22 X 1.22 M
 1 X 2 M
 1.22 X 2.44 M

*CUSTOMIZED SIZE AND SHAPE IS AVAILABLE ON REQUEST

AVAILABLE LEGS

0.3 - 0.5M
 0.4 - 0.6M
 0.6 - 1.0M
 1.0 - 1.5M
 1.5 - 2.0M



TECHNICAL DATA

DECK HEIGHT	40MM
PLYWOOD	18MM
LOADING CAPACITY	500KG/M ²
FRAME MATERIAL	EN AW 6061 T6

EASY STAGE

Easy stage is a support frame suitable for indoor use. The frame racks are available in several heights and lengths. The frames connect to the legs through a lock button which is easy for set up. As for the platform connection, spinning connector will be a very convenient tool.

Deck size available in 1x1m, 1.22x1.22m, 1x2m. Surface finish available in anti-slip and carpet.

拉网舞台是一种由面板和铝合金拉网架组成的舞台系统，其主要材料为防火胶合板，厚度18mm，铝框材料为EN认证的6061 T6铝合金型材，属于轻型舞台，易安装和运输，同时拥有优良的载重能力，每平方米载重为500kg，适用于学校，唱诗班活动，婚礼，展会，酒店等场合，舞台面板可选择的常规尺寸有1x1m, 1.22x1.22m, 1x2m，面板种类有防滑面和地毯面供选择。



LOADING TYPE

UDL	500KG/M ²
POINTLOAD F1	350KG
POINTLOAD F2	350KG
POINTLOAD F3	290KG

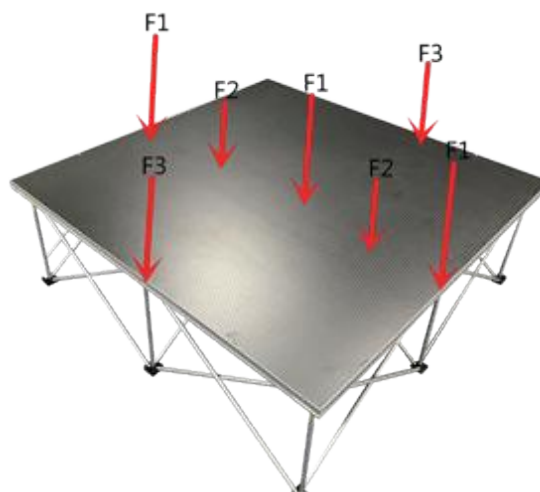
PLATFORM SIZE

1 X 1 M
1.22 X 1.22 M
1 X 2 M

*CUSTOMIZED SIZE AND SHAPE IS AVAILABLE ON REQUEST

AVAILABLE RISERS

0.1 / 0.2 / 0.3 / 0.4 / 0.5 / 0.6 / 0.7 / 0.8 / 0.9 / 1.0M
8 / 16 / 24 INCH





TECHNICAL DATA

DECK HEIGHT	125MM
PLYWOOD	25MM
LOADING CAPACITY	750KG/M ²
FRAME MATERIAL	EN AW 6061 T6

X STAGE

X stage is our basic stage system which design for creating indoor scene and of course outdoor. Durability and lightweight is ideal for schools, government organizations, hotels, catwalk audiences, podiums and others.

Deck size available in 1x1m, 1x2m. Surface finish available in anti-skip, carpet and transparent.

Customzied deck size is available on request.

X舞台是一种由面板和铝合金调节腿组成的舞台系统，其主要材料为防火胶合板，厚度25mm，铝框材料为EN认证的6061 T6铝合金型材，属于载重舞台，载重能力为750kg/m²，适用于学校，政府活动，酒店，展会，剧院，走秀等场合，舞台面板可选择的常规尺寸有1x1m，1x2m，面板种类有防滑面、地毯面、透明面板、原木面供选择。



LOADING TYPE

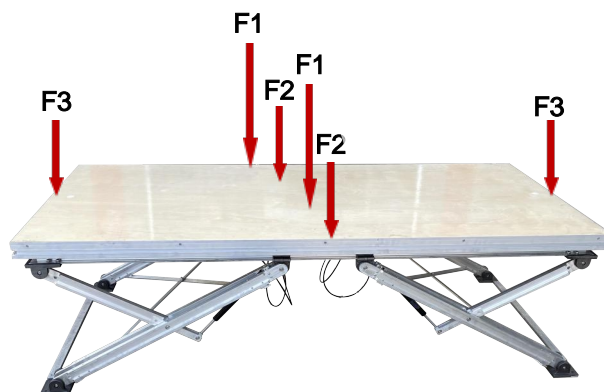
UDL	750KG/M ²
POINTLOAD F1	350KG
POINTLOAD F2	210KG
POINTLOAD F3	500KG

PLATFORM SIZE

1 X 1 M

1 X 2 M

*CUSTOMIZED SIZE AND SHAPE IS AVAILABLE ON REQUEST



AVAILABLE LEGS

40 CM

60 CM

80 CM

100 CM